

■
SLIDING GLASS DOORS
FOR SHOWERS



- FLAT BAR, FLAT BAR **DUO**
- EOS SLIDING GLASS DOOR
- MINOX SLIDING DOOR SOLID S.S. RAIL

FLAT BAR SERIES

sliding glass doors

Specially designed for interior applications and shower cabinets'. The high quality stainless steel components come with the manufacturers' guaranty to provide a reliable, strong and silent function, while being light and easy to use.

Due to its' smart design, the "FLAT BAR" system comes in an easy Do It Your Self Kit (DIY) for the professional installer.

The stainless steel rollers and stainless steel sliding bar can support glass panels up to 70kg while they minimize the gap distance between the steady and slidind glass panels to 26mm!

AVAILABLE IN DIY KIT

technical specifications


MAXIMUM DOOR DIMENSION (WITH TWO ROLLERS)	1,00m x 2,50m
GLASS THICKNESS	10mm
MAXIMUM GLASS WEIGHT (WITH TWO ROLLERS)	70Kg

FINISHING
STAINLESS STEEL MIRROR



FLAT BAR

sliding glass door with 2 rollers and safety fittings 366G.S.13



FLAT BAR the "classic" of the FLAT BAR series. Sliding glass door system with stainless steel accessories, 2 rollers and 2 safety fittings, offering maximum security to your constructions. Ideal for applications with sliding glass doors and showers, in residences, hotels and workplaces.

system accessories

ALL THE TAINLESS STEEL ACCESSORIES IN MIRROR FINISHING

	*	*			*
CODE 366G.01.13	CODE 366G.02.13	CODE 366G.03.13	CODE 366G.04.13	CODE 366G.05.13	CODE 366G.06.13
"FLAT BAR" SUPPORT BAR 30mm X 10mm	"FLAT BAR" SLIDING ROLLER	"FLAT BAR" TRACK HOLDER FITTING FOR FIXED PANEL	"FLAT BAR" SLIDING STOP	"FLAT BAR" SIDE TRACK HOLDER FITTING FOR WALL	"FLAT BAR" ANTLIFT SAFETY FITTING
	* * FOR CORNER APPLICATION 4, PAGE 8	IN STANDARD PRECUT PIECES			
CODE 366G.07.13	CODE 366G.11.13	CODE 1692			
"FLAT BAR" ANGLE CONNECTOR 90°	SIDE END COVER SLIDING SYSTEM "FLAT BAR"	PROFILE BAR U			

door handle

OR ANY HANDLE/KNOB FROM OUR RANGE® *	ADJUSTABLE FOR 8-10-12mm
CODE 619	CODE 1152
STAINLESS STEEL HANDLE	FLOOR GUIDE FOR GLASS

glass guide

waterproofing

	CODE 1422 ANGLE PVC PROFILE 24mm
	CODE 1413 PVC MAGNETIC PROFILE
	CODE 1435 PVC PROFILE BUBBLE
	CODE 1444.2010.10 CURVED WEATHERPROOFING PROFILE 1M

!Combine

the INAL® "KIT FLAT BAR" with the "SUPPORT KIT" and the "WATERPROOFING KIT"

* Requires holes to the glass









FLAT BAR **DUO**

sliding glass door with 4 rollers **366G.S.DR.13**



FLAT BAR **DUO**, sliding glass door system with 4 stainless steel rollers instead of safety fittings, ensuring absolute ergonomics and functionality in your applications.
Ideal for applications with sliding glass doors and showers, in residences and spaces where they require luxurious constructions of high aesthetics.



system accessories

	 *	 *		
CODE 366G.01.13	CODE 366G.02.13	CODE 366G.03.13	CODE 366G.04.13	CODE 366G.05.13
"FLAT BAR" SUPPORT BAR 30mm X 10mm	"FLAT BAR" SLIDING ROLLER	"FLAT BAR" TRACK HOLDER FITTING FOR FIXED PANEL	"FLAT BAR" SLIDING STOP	"FLAT BAR" SIDE TRACK HOLDER FITTING FOR WALL
	 * * FOR CORNER APPLICATION 4, PAGE 8	 * IN STANDARD PRECUT PIECES	ALL THE TAINLESS STEEL ACCESSORIES IN MIRROR FINISHING	
CODE 366G.07.13	CODE 366G.11.13	CODE 1692		
"FLAT BAR" ANGLE CONNECTOR 90°	SIDE END COVER SLIDING SYSTEM "FLAT BAR"	PROFILE BAR U		

waterproofing

	CODE 1422 ANGLE PVC PROFILE 24mm
	CODE 1413 PVC MAGNETIC PROFILE
	CODE 1435 PVC PROFILE BUBBLE
	CODE 1444.2010.10 CURVED WEATHERPROOFING PROFILE 1M

door handle

 * OR ANY HANDLE/KNOB FROM OUR RANGE®	 * ADJUSTABLE FOR 8-10-12mm
CODE 619	CODE 1152
STAINLESS STEEL HANDLE	FLOOR GUIDE FOR GLASS

glass guide

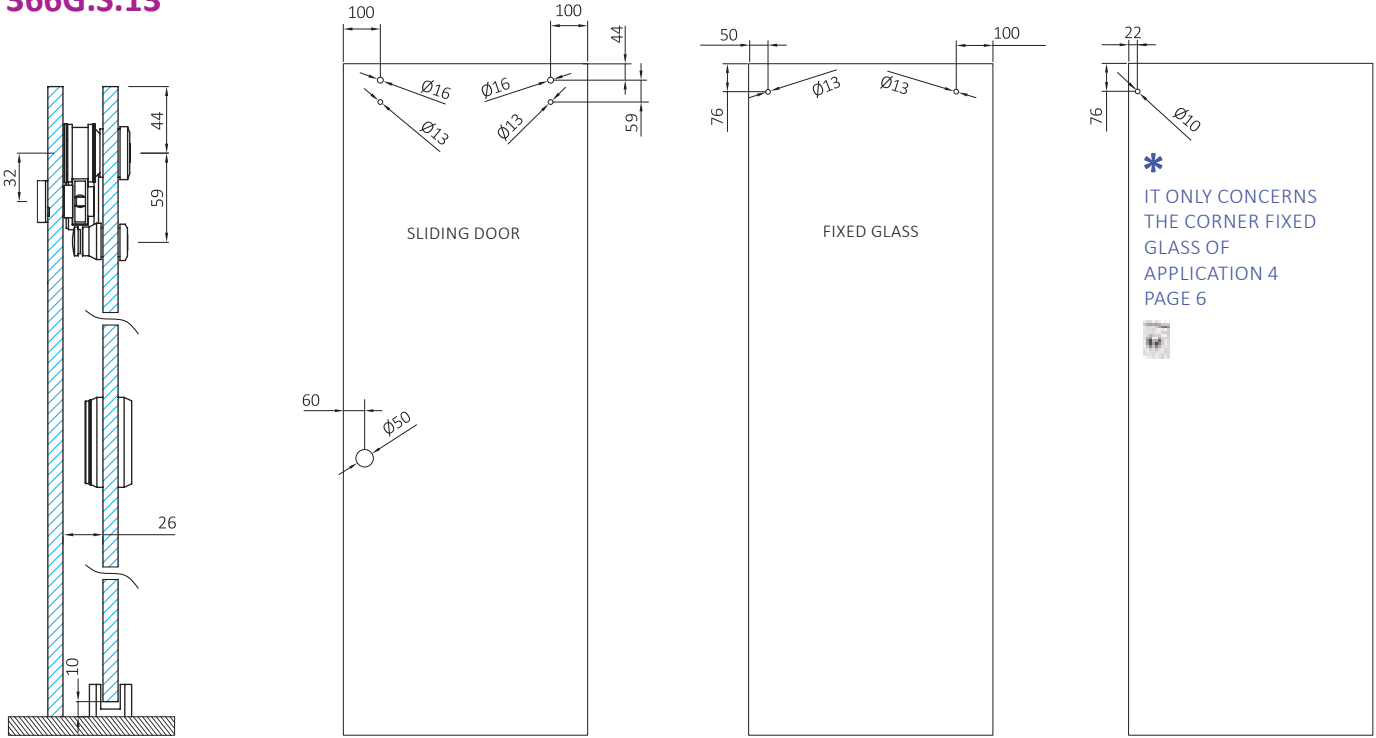
* Requires holes to the glass

!Combine

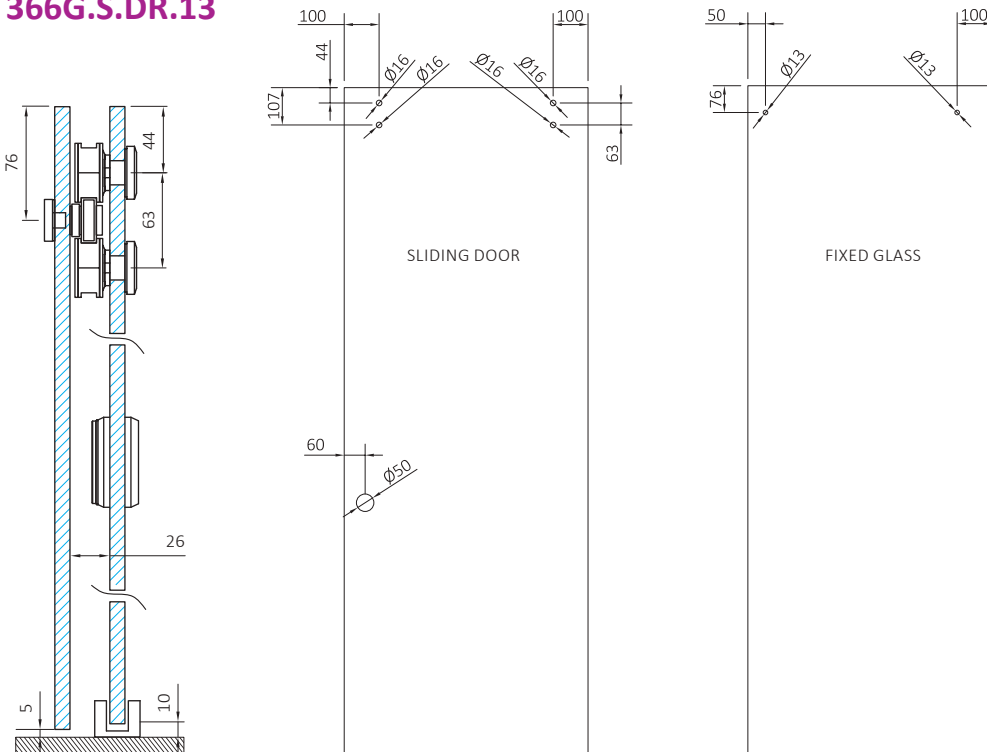
the INAL® "KIT FLAT BAR" with the "SUPPORT KIT" and the "WATERPROOFING KIT"

glass cuttings- cross section

FLAT BAR 366G.S.13



FLAT BAR DUO 366G.S.DR.13







details

HANDLE FOR SLIDING DOOR
CODE **619**




rods for showers with FLAT BAR accessories

system accessories

			
CODE 366G.01.13	CODE 366G.05.13	CODE 366G.12.13	CODE 366G.13.13
"FLAT BAR" SUPPORT BAR 30mm X 10mm	"FLAT BAR" SIDE TRACK HOLDER FITTING FOR WALL	"FLAT BAR" UPPER GLASS HOLDER	"FLAT BAR" SIDE END COVER

indicated applications



A. WALL TO FIXED GLASS

B. WALL TO WALL
WITH ONE GLASS HOLDER

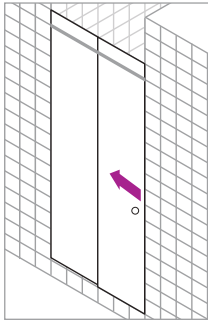
C. WALL TO WALL
WITH TWO GLASS HOLDERS

applications DIY Kit

One of our following suggestions can be your solution:

APPLICATION 1

SINGLE SLIDING DOOR
ONE FIXED GLASS PANEL



FLAT BAR

CODE 366G.S.13

CODE	UNIT	QUANTITY
366G.01.13	m	2
366G.02.13	PIECE	2
366G.03.13	PIECE	2
366G.04.13	PIECE	2
366G.05.13	PIECE	2
366G.06.13	PIECE	2
619.50.13	PIECE	1
1152.13	PIECE	1

FLAT BAR DUO

CODE 366G.S.DR.13

CODE	UNIT	QUANTITY
366G.01.13	m	2
366G.02.13	PIECE	4
366G.03.13	PIECE	2
366G.04.13	PIECE	2
366G.05.13	PIECE	2
619.50.13	PIECE	1
1152.13	PIECE	1



WATERPROOFING KIT 1

CODE 366G.S.WPR.13

CODE	UNIT	QUANTITY
1444.2010.10	PIECE 1,00 m	1
1435.10.08.25	PIECE	1
1422.10.24.25	PIECE	1

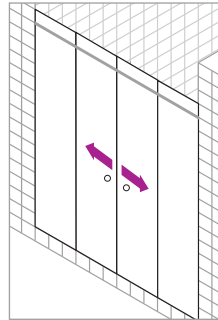
SUPPORT KIT 1

CODE 366G.S.SUP.13

CODE	UNIT	QUANTITY
1692.10.13	PIECE 2,50 m	1
1692.10.1M.13	PIECE 1,00 m	1

APPLICATION 2

DOUBLE SLIDING DOOR
TWO FIXED GLASS PANELS



FLAT BAR

CODE 366G.D.13

CODE	UNIT	QUANTITY
366G.01.13	m	2
366G.02.13	PIECE	4
366G.03.13	PIECE	2
366G.04.13	PIECE	2
366G.05.13	PIECE	2
366G.06.13	PIECE	4
619.50.13	PIECE	1
1152.13	PIECE	1

FLAT BAR DUO

CODE 366G.D.DR.13

CODE	UNIT	QUANTITY
366G.01.13	m	2
366G.02.13	PIECE	8
366G.03.13	PIECE	4
366G.04.13	PIECE	4
366G.05.13	PIECE	2
619.50.13	PIECE	2
1152.13	PIECE	2



WATERPROOFING KIT 2

CODE 366G.D.WPR.13

CODE	UNIT	QUANTITY
1444.2010.10	PIECE 1,00 m	1
1422.10.24.25	PIECE	2
1413	SET	1

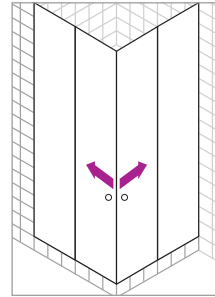
SUPPORT KIT 2

CODE 366G.D.SUP.13

CODE	UNIT	QUANTITY
1692.10.13	PIECE 2,50 m	2
1692.10.1M.13	PIECE 1,00 m	2

APPLICATION 3

CORNER APPLICATION DOUBLE
SLIDING DOOR - TWO FIXED
GLASS PANELS



FLAT BAR

CODE 366G.CD.13

CODE	UNIT	QUANTITY
366G.01.13	m	2
366G.02.13	PIECE	4
366G.03.13	PIECE	4
366G.04.13	PIECE	4
366G.05.13	PIECE	2
366G.06.13	PIECE	4
366G.07.13	PIECE	1
619.50.13	PIECE	2
1152.13	PIECE	2

FLAT BAR DUO

CODE 366G.CD.DR.13

CODE	UNIT	QUANTITY
366G.01.13	m	2
366G.02.13	PIECE	8
366G.03.13	PIECE	4
366G.04.13	PIECE	4
366G.05.13	PIECE	2
366G.07.13	PIECE	1
619.50.13	PIECE	2
1152.13	PIECE	2



WATERPROOFING KIT 3

CODE 366G.CD.WPR.13

CODE	UNIT	QUANTITY
1444.2010.13	PIECE 1,00 m	1
1422.10.24.25	PIECE	2
1413	SET	1

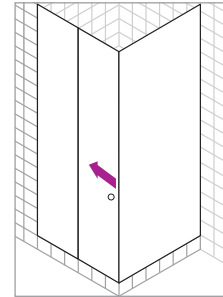
SUPPORT KIT 3

CODE 366G.CD.SUP.13

CODE	UNIT	QUANTITY
1692.10.13	PIECE 2,50 m	2
1692.10.1M.13	PIECE 1,00 m	2

APPLICATION 4

CORNER APPLICATION SINGLE
SLIDING DOOR - TWO FIXED
GLASS PANELS



IT ONLY
CONCERNS
THE CORNER
FIXED
GLASS OF
APPLICATION 4



FLAT BAR

CODE 366G.CS.13

CODE	UNIT	QUANTITY
366G.01.13	m	2
366G.02.13	PIECE	2
366G.03.13	PIECE	4
366G.04.13	PIECE	2
366G.05.13	PIECE	2
366G.06.13	PIECE	2
366G.11.13	PIECE	1
619.50.13	PIECE	1
1152.13	PIECE	1

FLAT BAR DUO

CODE 366G.CS.DR.13

CODE	UNIT	QUANTITY
366G.01.13	m	2
366G.02.13	PIECE	4
366G.03.13	PIECE	2
366G.04.13	PIECE	2
366G.05.13	PIECE	2
366G.11.13	PIECE	1
619.50.13	PIECE	1
1152.13	PIECE	1



WATERPROOFING KIT 4

CODE 366G.CS.WPR.13

CODE	UNIT	QUANTITY
1444.2010.13	PIECE 1,00 m	1
1422.10.24.25	PIECE	1
1435.10.08.25	PIECE	1

SUPPORT KIT 4

CODE 366G.CS.SUP.13

CODE	UNIT	QUANTITY
1692.10.13	PIECE 2,50 m	2
1692.10.1M.13	PIECE 1,00 m	2

details



FLOOR GUIDE FOR GLASS
CODE **1152**



FLOOR GUIDE FOR GLASS
CODE **1152G**



PROFILE BAR "U" CODE **1692**

EOS

sliding glass door

INAL® sliding system without profiles is suitable for Shower door applications.

An alternative, high quality, minimal solution for standard sliding glass doors. Innovative design of high quality stainless steel body roller for tempered glass and laminated tempered glass combined with unique designed dust-free top rails for silent and smooth operation.

Easy installation and variety of applications in combination with INAL® top aluminum rails.

Available in do it yourself (DIY) or made to measure upon request.

AVAILABLE IN DIY KIT

technical specifications

MAXIMUM DOOR DIMENSION (WITH TWO ROLLERS)	1,00m x 3,00m
GLASS THICKNESS	10mm
MAXIMUM GLASS WEIGHT (WITH TWO ROLLERS)	80Kg




TOP RAIL FINISHING
NATURAL ANODIZED (SILVER), SATIN ANODIZED (STAINLESS STEEL), POWDER COATING



system accessories

roller

door handle

			YOU CAN CHOOSE ANY HANDLE/KNOB FROM OUR RANGE
CODE 1154	CODE 1158	CODE	
EOS ROLLER CONE END CAP	EOS ROLLER FLAT END CAP	STAINLESS STEEL HANDLE	
FINISHING SATIN STAINLESS STEEL			



stoppers

floor guides

locks

							
CODE 1171	CODE 1170	CODE 1152	CODE 1152G	CODE 1151.3040	CODE 1151	CODE 210	CODE 227 & 228
STOPPER WITH HOLD	STOPPER-	STAINLESS STEEL FLOOR GUIDE	STAINLESS STEEL FLOOR GUIDE	FLOOR GUIDE FOR GLASS (FOR 1162)	FLOOR GUIDE FOR GLASS	BOTTOM LOCK (DOUBLE LOCKING)	SIDE LOCK & FEMALE FOR SLIDING DOOR

rails & supports

	COMBINED WITH			
CODE 1160		CODE 1558	CODE 1175	1160/1162.001.C1.14
SLIDING ALUMINUM RAIL		RAIL SIDE END CAP	90° ANGLE FOR RAIL (FOR 1160)	90° INTERNAL CONNECTION ANGLE FOR RAIL (FOR 1160 & 1162)
	COMBINED WITH			
CODE 1162		CODE 1127	CODE 1128	1692.1012.60.01
SLIDING ALUMINUM RAIL 60X40 WITH ONE FIXED GLASS		DECORATIVE COVER (1162)	DECORATIVE COVER (FOR 1161 & 1162)	ALUMINUM PROFILE "Π" (FOR FIXED GLASS) 1692.1012.R RUBBER "Π"

weatherproofing

	CODE 703 BRUSH L18 & L35 (FOR 751 & 752)
	CODE 751 ALUMINUM BAR HOUSING FOR BRUSH
	751+703
	CODE 701 ALUMINUM BAR WITH BRUSH
	CODE 752 ALUMINUM BAR HOUSING FOR BRUSH
	CODE 1412 PVC PROFILE WITH BRUSH
	CODE 1422 PVC PROFILE ANGLE 24mm
	CODE 1413 PVC PROFILE WITH MAGNET
	CODE 1435 PVC PROFILE LARGE BUBBLE
	CODE 1444.2010.10 CURVED WEATHERPROOFING PROFILE

NEW soft closer

wall support

			DETAIL FOR WALL INSTALLATION 
CODE 1171-SF	CODE 1171-SF.002.01	CODE 1176	
SOFT CLOSER FOR SLIDING GLASS DOOR	SOFT CLOSER ACTIVATOR FOR GLASS	WALL SUPPORT FOR RAIL	

EOS corner application



The INAL® sliding EOS system in combination with a special connection angle is ideal for where corner construction is required or for corner shower applications.

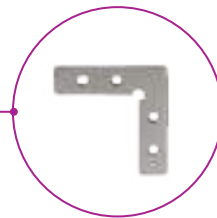
90° CONNECTION ANGLE FOR RAILS 1160 & 1162



DETAIL (OUTSIDE)



DETAIL (INSIDE)



CODE **1160/1162.001.C1.14**
90° INTERNAL CONNECTION ANGLE








CODE **1160/1162.002.C1.14**
MARKING TOOL FOR 90° CONNECTION ANGLE





EOS KIT DIY

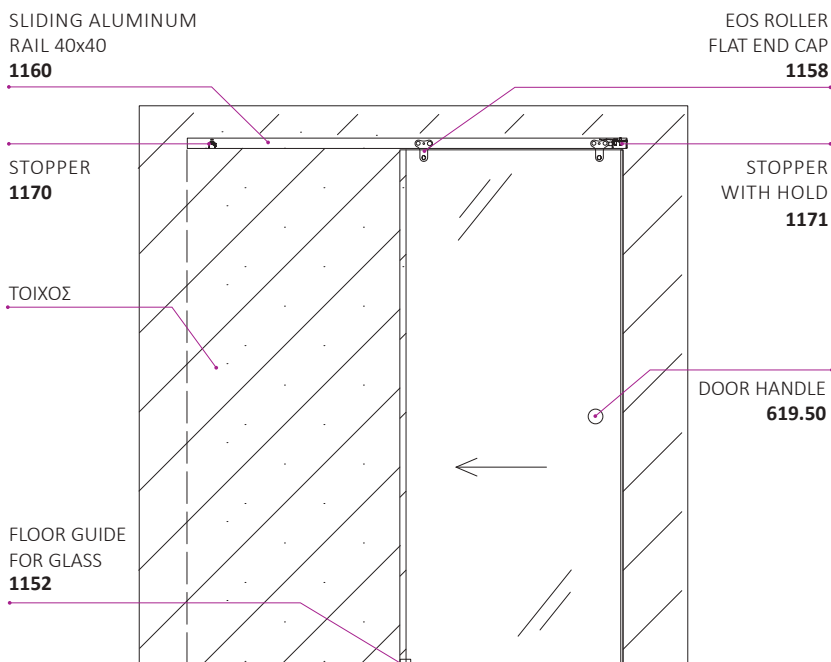
EOS Sliding system is available in DIY kit boxes including all the required components. A minimal designed system for sliding doors for internal and shower glass doors applications.

STANDARD EOS DIY KIT

PRODUCT	CODE	DESCRIPTION	QUANTITY
	1160	SLIDING ALUMINUM RAIL 40X40 SATIN ANODISED	1 x 2m
	1170	STOPPER	1
	1171	STOPPER WITH HOLD	1
	1152	STAINLESS STEEL FLOOR GUIDE FOR GLASS	1
	619.50	STAINLESS STEEL HANDLE SATIN	1

ROLLER SELECTION

	1154	EOS ROLLER CONE END CAP	2
OR			
	1158	EOS ROLLER FLAT END CAP	2



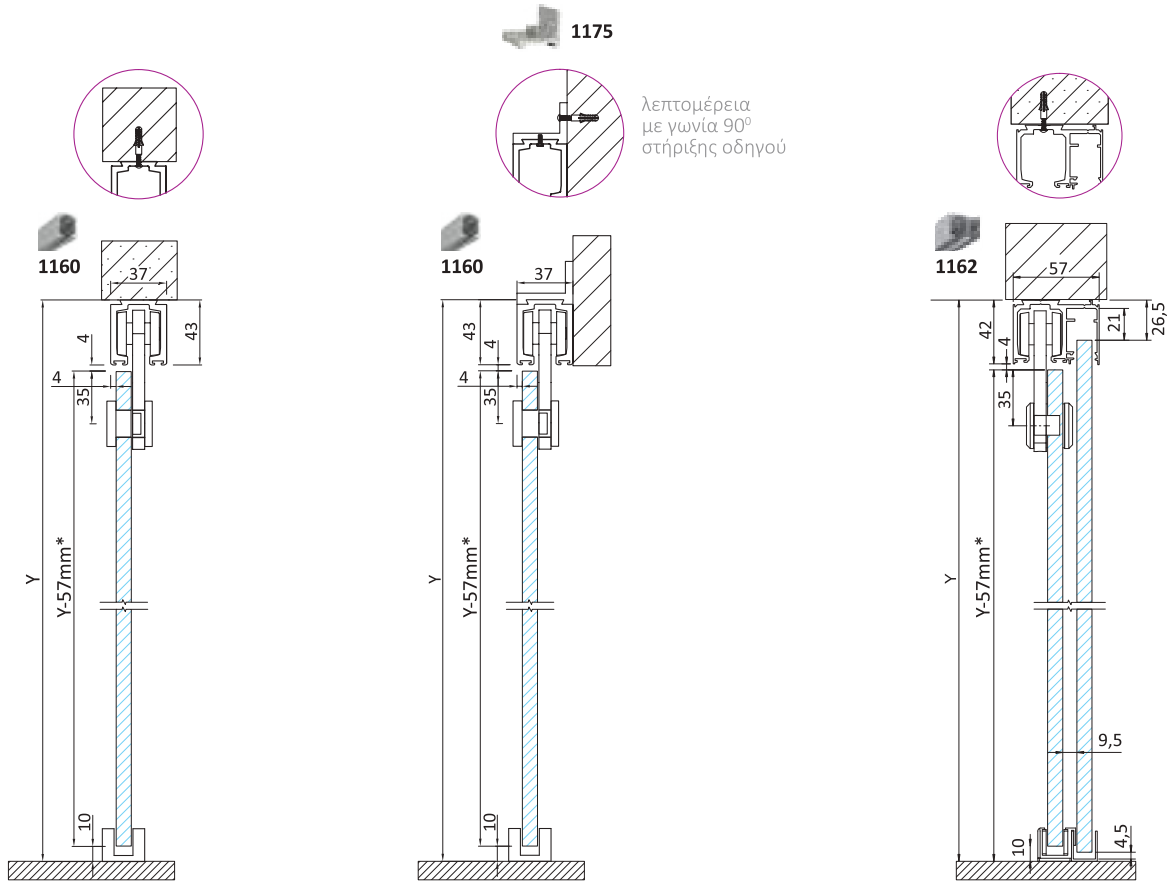
- EOS KIT DIY CODE **SL.1154.A.14**
- EOS KIT DIY CODE **SL.1154.B.14**
- EOS KIT DIY CODE **SL.1154.C.14**
- EOS KIT DIY CODE **SL.1158.A.14**
- EOS KIT DIY CODE **SL.1158.B.14**
- EOS KIT DIY CODE **SL.1158.C.14**

ALSO AVAILABLE IN
FINISHING
.21BLACK
& 1154.A.21GREY



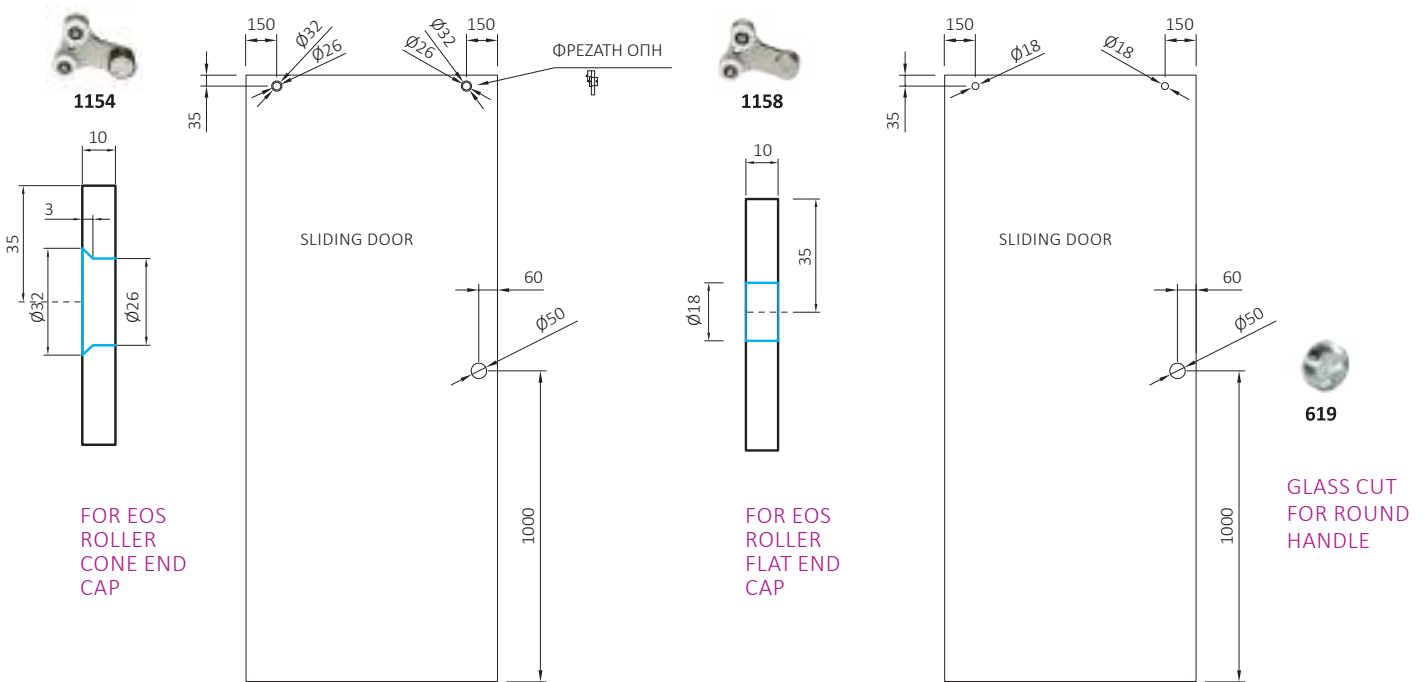
cross sections

EOS
GLASS
SLIDING
DOOR



* refers to measurement calculation

glass cut

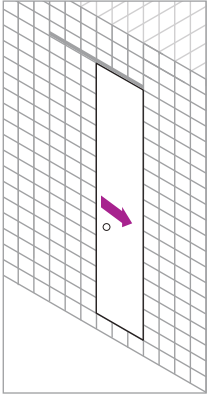


Dimensions mm

EOS

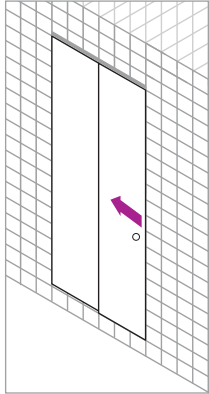
APPLICATION

EOS 1
SINGLE SLIDING
DOOR - WALL



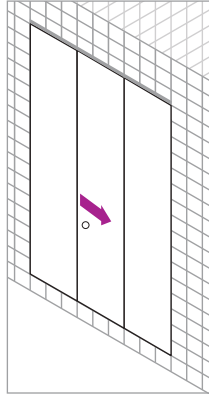
APPLICATION

EOS 2
SINGLE SLIDING
DOOR - ONE FIXED
GLASS PANEL



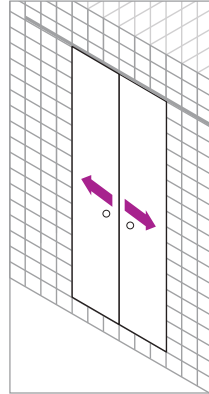
APPLICATION

EOS 3
SINGLE SLIDING
DOOR- TWO FIXED
GLASS PANELS



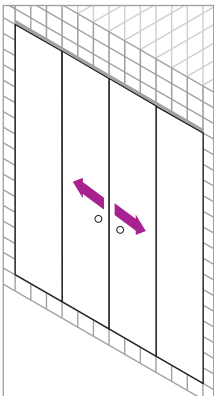
APPLICATION

EOS 4
DOUBLE SLIDING
DOOR- WALL



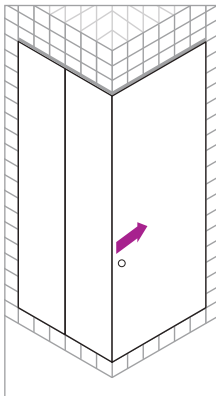
APPLICATION

EOS 5
DOUBLE SLIDING
DOOR - TWO FIXED
GLASS PANELS



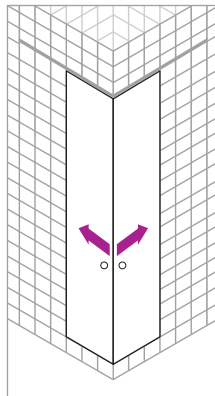
APPLICATION

EOS 6
CORNER APPLICATION
SINGLE SLIDING
DOOR- TWO FIXED
GLASS PANELS




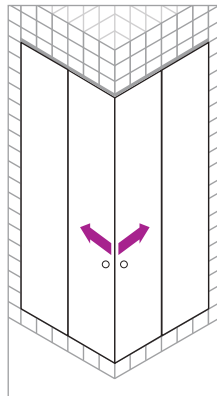
APPLICATION

EOS 7
CORNER APPLICATION
DOUBLE SLIDING
DOOR- WALL



APPLICATION

EOS 8
CORNER APPLICATION
DOUBLE SLIDING
DOOR- TWO FIXED
GLASS PANELS



The EOS sliding minimal system is also suitable for indoor applications, suitable for residences, public places, offices and hotels.

MINOX

sliding glass door

with stainless steel solid top sliding rail Ø22



technical specifications

MAXIMUM GLASS WEIGHT (2 HANGERS)	80Kg
GLASS THICKNESS	10mm
FIXED GLASS TO SLIDING GLASS DISTANCE	20mm
WALL TO GLASS DISTANCE	20mm
FINISHING	
STAINLESS STEEL SATIN	
STAINLESS STEEL MIRROR	

AVAILABLE IN DIY KIT




INAL® sliding system with stainless steel SOLID top sliding rail "MINOX". A high quality and luxurious sliding solution for internal doors with the use of stainless steel accessories. Easy installation. Silent and smooth operation.

Available in do it yourself (DIY) or made to measure upon request.

system accessories

					
CODE 350.14	CODE 351.14	CODE 352.14	CODE 353.14	CODE 356.14	CODE 357.14
HANGER WITH ROLLER "MINOX"	SLIDING RAIL "MINOX"	WALL SUPPORT «MINOX» FOR SOLID STAINLESS STEEL RAIL	RAIL STOPPER "MINOX" FOR SOLID STAINLESS STEEL RAIL	WALL SIDE BRACKET FOR SOLID STAINLESS STEEL RAIL	GLASS SUPPORT GUIDE FOR SOLID STAINLESS STEEL RAIL

door handle

		
CODE 619	CODE 1152	CODE 1692
STAINLESS STEEL HANDLE	FLOOR GUIDE FOR GLASS	PROFILE BAR U

* Requires holes to the glass

glass guide

weatherproofing

	CODE 1405 PVC PROFILE BUBBLE
	CODE 1413 MAGNETIC PVC PROFILE
	CODE 1435 PVC PROFILE BIG BUBBLE
	CODE 1408 PVC PROFILE ANGLE 90°
	CODE 1422 ANGLE PVC PROFILE 24MM

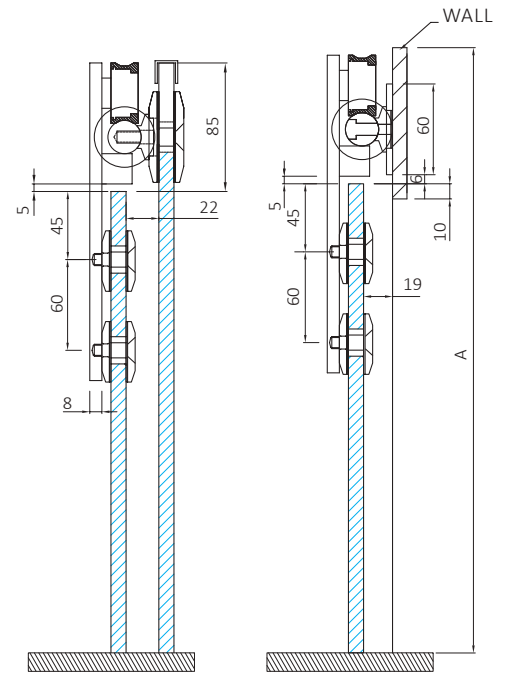
STAINLESS STEEL MIRROR ALL THE ACCESSORIES



HANGER WITH ROLLER
"MINOX"
CODE **350.14**

GLASS SUPPORT GUIDE "MINOX"
FOR SOLID STAINLESS STEEL RAIL
CODE **357.14**

sections- glass cut



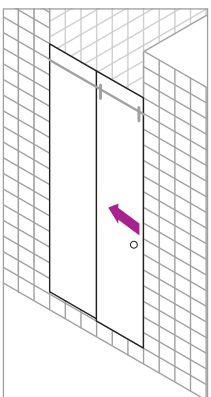
**SLIDING GLASS DOOR
FOR SOLID STAINLESS
STEEL RAIL Ø22**

"MINOX" applications

APPLICATION

"MINOX" 1

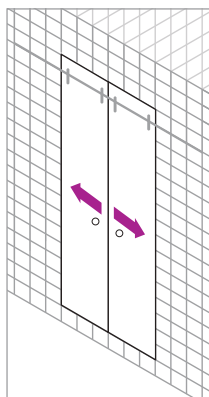
SINGLE SLIDING
DOOR - ONE FIXED
GLASS PANEL



APPLICATION

"MINOX" 2

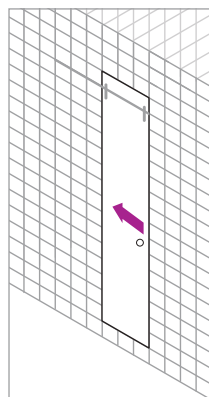
DOUBLE SLIDING
DOOR - WALL



APPLICATION

"MINOX" 3

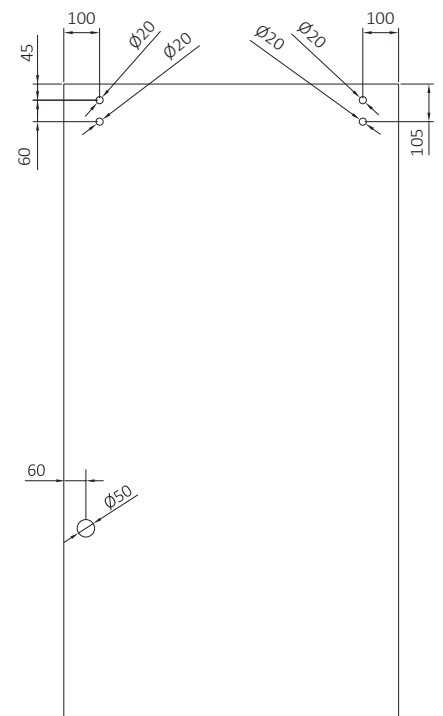
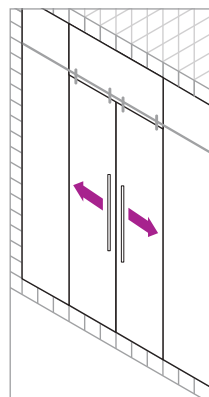
SINGLE SLIDING
DOOR - WALL



APPLICATION

"MINOX" 4



DOUBLE SLIDING
DOOR - TWO FIXED
GLASS PANELS



SLIDING GLASS DOORS FOR SHOWERS



ALSO DOWNLOAD OUR PRODUCT CATALOGUES



INnovationAL Solutions