

■ **SHOWER SYSTEMS**



■ SLIDING SHOWER SYSTEM

SHOWER SYSTEMS

sliding shower system for 6mm glass



The shower system of INAL® with aluminum profile.
Easy installation. Quiet and smooth operation.
In special dimensions upon request.

technical specifications

MAX DOOR DIMENSION	0,60m x 2,00m
GLASS THICKNESS	6mm
FINISHING	SATIN ANODIZED

system accessories

		
CODE 1709	CODE 1713.S	CODE 1714.S
PROFILE 46 x 21,5 mm SATIN	SIDE CUP FOR PROFILE 1709 TRASPARENT PLASTIC	PROFILE 90° FOR PROFILE 1709 PLASTIC CHROME PLATED
		
CODE 1711	CODE 1712.VER2020	CODE 1715
ROLLER FOR 1709	STOP FOR SHOWER DOOR	RUBBER FOR 1709

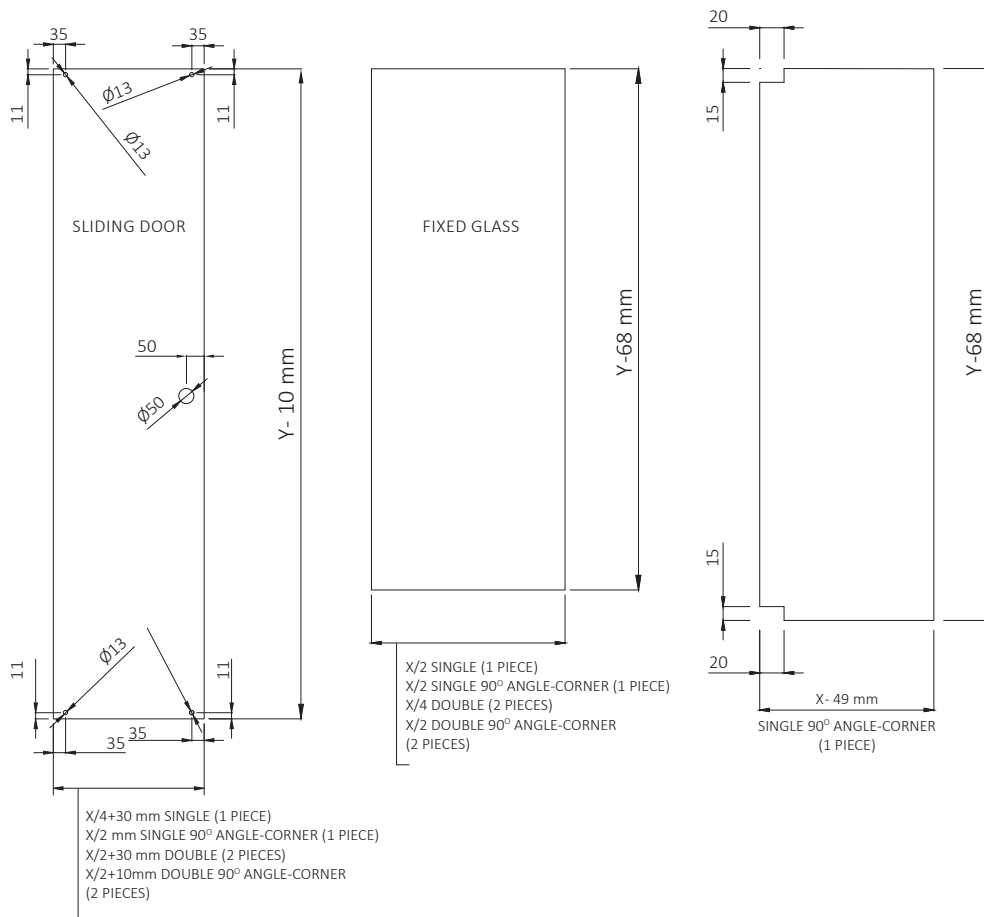
door handles

					
CODE 627.38	CODE 623.30	CODE 628.30	CODE 622.30	CODE 629.32	CODE 613.40
DOOR HANDLE Ø38	HANDLE FOR SHOWER Ø30	HANDLE FOR SHOWER Ø30	HANDLE FOR SHOWER Ø30	ROUND HANDLE Ø32	GLASS HANDLE Ø40

λαβές

	CODE 640.18		CODE 644
	STAINLESS STEEL HANDLE "H" Ø18		STAINLESS STEEL HANDLE Ø18, SINGLE WITH CAP AND HANDLE

glass cuts



SATIN PROFILE CODE **1709**



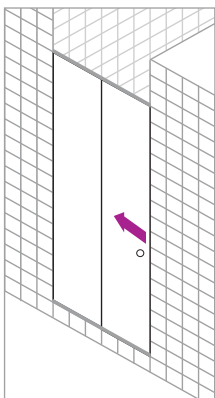
ROLLER CODE **1711**

applications

APPLICATION

SLIDING 1

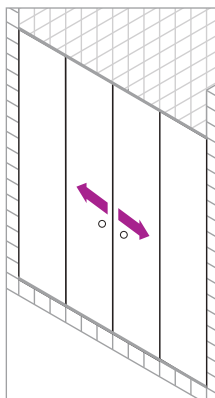
SINGLE SLIDING
GLASS DOOR WITH
ONE FIXED GLASS



APPLICATION

SLIDING 2

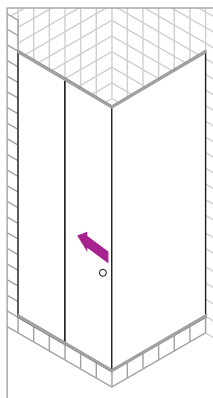
DOUBLE SLIDING
GLASS DOOR WITH
TWO FIXED GLASSES



APPLICATION

SLIDING 3

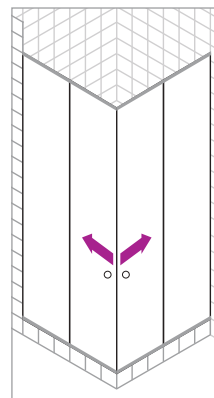
CORNER APPLICATION
SINGLE SLIDING
DOOR- ONE FIXED
GLASS PANEL



APPLICATION

SLIDING 4

CORNER APPLICATION
DOUBLE SLIDING
DOOR- TWO FIXED
GLASS PANELS




STAINLESS STEEL HANDLE



SHOWER SYSTEMS



ALSO DOWNLOAD OUR PRODUCT CATALOGUES



INnovationAL Solutions