

automatic sliding door with mini profile 40mm



INAL® automatic sliding door solution with mini profile 40mm, without glass cuttings or drills. A minimal automatic sliding door application, which provides an aesthetic designed solution. Easy installation, silent and smooth operation.

technical specifications

GLASS TYPE	TEMPERED
GLASS THICKNESS	10mm
MAXIMUM GLASS WEIGHT	80Kg
MAXIMUM PANEL WIDTH	1,20m
MAXIMUM OPENING HEIGHT	2,50m
FINISHING	NATURAL ANODIZED, SATIN ANODIZED, POWDER COATING



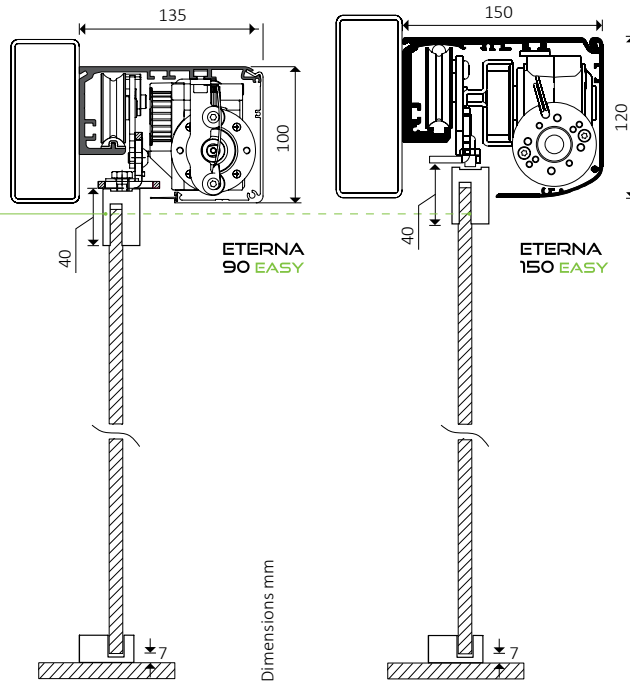
! Combine

WITH INAL® "Cubo" PROFILE
FOR SIDE FIXED GLASS PANELS

profile

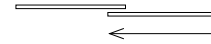


1109.10
CLAMP MINI
PROFILE 40mm

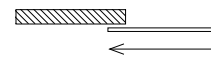


applications

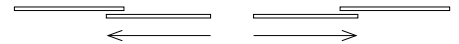
1. SINGLE SLIDING DOOR - ONE FIXED GLASS PANEL



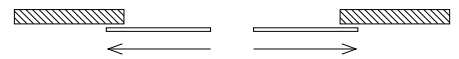
2. SINGLE SLIDING DOOR



3. DOUBLE SLIDING DOOR - TWO FIXED GLASS PANELS



4. DOUBLE SLIDING DOOR



radar



OA-FLEX T
RADAR

selector



ETERNA-03
DIGITAL SELECTOR

floor guide



1152
STAINLESS
STEEL FLOOR
GUIDE
FOR GLASS



1151
FLOOR GUIDE

weatherproofing



701
ALUMINUM BAR WITH
BRUSH



752
ALUMINUM BAR
HOUSING 90°



751
ALUMINUM BAR
HOUSING FOR
BRUSH



703
Brush L18 & L35
(for 751 & 752)



1412
PVC PROFILE WITH
BRUSH



1422
PVC PROFILE ANGLE
15 & 24MM

locking options



210
BOTTOM LOCK
(DOUBLE
LOCKING)



113
LOCK CASING
STAINLESS
STEEL
(DOUBLE LOCKING)



ETERNA-04
ELECTROMAGNETIC
LOCK
WITH MANUAL
RELEASE SYSTEM



ETERNA-25
BUTTON KEY



ETERNA-26
BUTTON KEY
HOUSING



291A
BUTTON
(INTERNAL USE)



291MH
WIRED INFRARED
TOUCHLESS
SWITCH



291MHW1
ONE (1) WIRELESS
INFRARED
TOUCHLESS
SWITCH WITH RECEIVER



291MHW2
TWO (2) WIRELESS INFRARED
TOUCHLESS SWITCHES WITH
RECEIVER




291C
BUTTON
(INTERNAL USE)

telecommander



EVL-07
RECEIVER
WITH
TELECOMMANDER



EVL-09
TELECOMMANDER

* Requires glass cutting