

INAL[®]

glass systems & accessories

Your Vision
...Our Mission

INAL[®]

Glass Systems & Accessories

INTERMETAL SA is a modern internationally recognised industry, with great experience and specialisation in designing and producing metallic parts and systems for architectural glass applications.

In our facilities, located in Koropi, Athens, covering an expanse of 12.000 square metres, you can find two modern industrial units, where a wide range of quality products under the brand names INAL[®], NOSCAVO[®], STERION[®], PLANISPHERE[®] are produced and distributed.



INnovationAL Solutions

INAL® NOSCAVO® STERION® PLANISPHERE®
GLASS SYSTEMS & ACCESSORIES

The wide range of INAL® products includes
Systems & Accessories for:

- Doors & Entrances
- Flexible Glass Doors (Folding & Parking)
- Balconies & Stairs
- Fixed & Movable Partitions
- Hydraulic Hinges NOSCAVO®
- Stainless steel Accessories for glass Facades & Canopies (PLANISPHERE®)

The company applies a management system in Designing, Producing and Soles Building Industrial Equipment, Metallic Accessories and Systems for Glass Doors and Glass Panels. It has been certified with ISO 9001:2015 by TÜV NORD CERT and INAL® products comply with the regulations and certifications.

INTERMETAL SA has a sales network in Greece, Cyprus and over 30 countries around the world.





Designers & Manufacturers



INTERMETAL
BUILDING INDUSTRIAL EQUIPMENT

FROM GREECE TO THE WORLD



FLEXI SERIES



FLEXI SERIES

Aluminum profiles for internal glass door cases, Frameless and Framed glass doors & fixed partitions

Elegance - Flexi - Simply - Cubo


Ideal for internal applications, designed to create functional spaces combining high aesthetics & ergonomoy. Available either with Frameless or Framed Pivot glass doors. Ideal for interior doors, partitions and showers.

Combined with INAL® glass accessories and fittings in various finishes.

"Chameleon" Glass Lock



Vertical hinge "Glarit"





NOSCAVO - CHAMELEON



Lock for glass doors

Chameleon VL155

Designed so that you can change its colors and appearance, the INAL® "Chameleon" lock for glass doors challenges you to "play" with different finishes and create a unique aesthetic for your glass door.

Hydraulic hinge

NOSCAVO®

The innovative patented hydraulic hinge door closer INAL® NOSCAVO® replaces floor door closers and makes glass door installation quick and easy. No need to cut marbles, granites, tiles and flooring materials.

No more damage in the infrastructures piping, wiring, e.t.c.

Easy relocation of the door.

An ideal solution suitable for external & internal glass door applications.



Hinges

Bolts

Door Handles

INAL® Black Series





Flexible glass doors with parking

PR SERIES

INAL® Frameless movable glass systems, parking-type, with heavy duty certified aluminum rail with embedded stainless steel rod & certified stainless steel rollers.

INAL® PR-200 - INAL® PR-200/R76 - INAL® PR-150

INAL® PR-125 - INAL® PR-86/R60 - INAL® PR-86/R76



Framed flexible glass doors with parking

FRP75 SERIES

INAL® Framed glass systems, parking-type, with aluminum profiles of "minimalistic" design, with certified aluminum rails with embedded stainless steel rod & certified stainless steel rollers.

The special designed aluminum profiles create a strong frame for a variety of glass. High resistance female & male vertical profiles for maximum weatherproofing between framed panels in combination with adjustable side aluminum case profiles.

INAL® FRP 75/R60 - INAL® FRP 75/R80 - INAL® FRP 75/R76



FRP75 SERIES

▼▲▼ FOLDING GLASS DOORS



FN SERIES

Folding glass doors

FN SERIES

INAL® Frameless folding door systems, heavy type, with heavy duty certified aluminum rails, with embedded stainless steel rod & certified stainless steel rollers.

Specially designed profiles and heavy-duty hinges ensure functionality, durability and lifetime operation, in combination with 10-12mm glasses for a completely transparent fit.

INAL® FN 200 - INAL® FN 150 - INAL® FN M200 - INAL® FN-M150
INAL® FN-86



Folding framed glass doors for high-height openings up to 5 m, manually & electrically operated.

FRP-75H SERIES

INAL® Folding framed systems with unique design and engineering, which combines specially designed heavy-duty aluminum profiles with reinforced strength and performance components, for unique constructions in applications that require a maximum opening height up to 5 meters.

INAL® FRP M75H/M - INAL® FRP E75H/M - INAL® FRP 75H/EL

▼▲▼ MULTISLIDING GLASS DOORS



Low height profiles



Lock



Unobstructed view





Multisliding frameless glass system

MLS

INAL® "minimalistic" design multisliding system for patio, verandas, balconies & pergola enclosers.





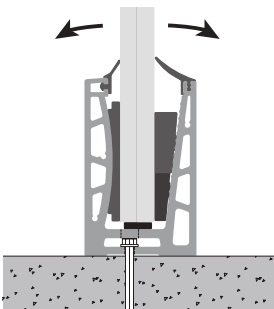


Profile and glass accessories for balconies

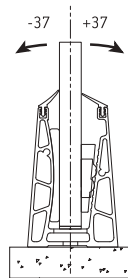
INAL® glass balustrade rail series for balconies provides a limitless and unobstructed view.

An innovative, patented aluminum rail profile with adjusting alignment for the easiest installation of the glass. The ultimate glass balustrade rail systems of impeccable quality and uncompromising safety.

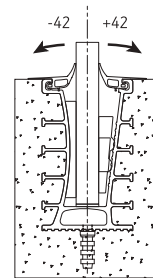
Technology excellence



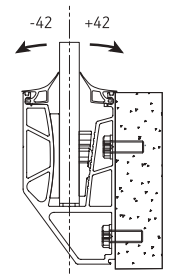
Patented glass alignment of the glass since 2016



Floor mounted



In Floor mounted



Side mounted


▼▲▼ CANOPIES - FACADES - GLASS STAIRS

INAL® Stainless steel accessories and handrails
for glass applications





INnovationAL Solutions



Facades, canopies, planisphere support

PLANISPHERE® SYSTEMS
MINOX SYSTEMS

Specially certified stainless steel components of high quality and timeless aesthetics.



Automatic sliding & swing glass doors

ETERNA

INAL® Automatic sliding doors are available with frameless or framed panels with slim line designed profiles, for interior applications and entrances.



Manually & electrically operated revolving glass doors



INAL® revolving doors are ideal for creating entrances to shops, hotels, convention centers, casinos, hospitals and any building that requires controlled entry of people, wind protection, functionality and aesthetics.

▼▲▼ SLIDING GLASS DOORS



Sliding glass doors

EOS

INAL® sliding system, for internal and external use.

Minimal aesthetics and high strength aluminum profiles and rollers for long-term safe operation.



EOS



EOS PARTITIONING



CORNER EOS SHOWER

Sliding glass showers

EOS SHOWER

The EOS sliding glass system is suitable for showers in straight line and corner applications that combine aesthetics with functionality and durability in time.



SIMPLY SERIES



FLEXI SERIES



AQUAFOLD



FLAT BAR

Aluminum cases & profiles
for showers

SIMPLY & CUBO SERIES

INAL® aluminum case and profile series in combination with INAL® glass accessories are the best option for space in which high level of waterproofing is required, such as Hammam, sauna and shower door applications.

FLAT BAR

INAL® FLAT BAR sliding glass systems for shower applications.

Available in 2 different types.

FLAT BAR - FLAT BAR DUO for straight line and corner applications.

Folding shower system with hinges

AQUAFOLD

INAL® bi-fold showers with hinges

The solution for applications in very small spaces.

Easy installation.

Quiet and smooth operation.



HEADQUARTERS

6 Apolloniou str., Koropi 19400
T +30 210 6620400 | F +30 210 6620401

STORES

Kallithea | T +30 210 9576382
Acharnai | T +30 210 2477501

www.inal.gr | intermetal@inal.gr

 [inal.gr](https://www.facebook.com/inal.gr)

 [company/intermetal-so](https://www.linkedin.com/company/intermetal-so)

Technical characteristics of the products in the detailed catalogs

Copying and republishing of this form is prohibited without written permission from INTERMETAL ABEE

INAL[®]

glass systems & accessories